

○ 機型編號說明
○ MODEL NUMBERING

C T D 9 3 1 1 - 0 - □ 3 5 6 M / U C P - B 1

1

2

3

4

5

6

7

機型 / Machine Type:

- CTD90:直驅方筒型繙縫機
Direct Drive Standard Cylinder Bed Coverstitch Interlock Machines
- CTD92:直驅特厚類方筒型繙縫機
Direct Drive Cylinder Bed Coverstitch Interlock Machine For Extra Heavy Materials
- CTD93:直驅具左切刀方筒型繙縫機
Direct Drive Cylinder Bed Coverstitch Interlock Machine With Left Hand Knife Mechanism

裝飾縫區分碼 / Top Coverstitch Code:

- 0:無上飾縫
Without Top Coverstitch
- :有上飾縫
With Top Coverstitch

針距 / Needle Distance:

- 40:40m.m.
- 48:48m.m.
- 52:52m.m.
- 56:56m.m.
- 60:60m.m.
- 64:64m.m.

針數 / Number Of Needle:

- 2:2針,2-Needle
- 3:3針,3-Needle
- 4:4針,4-Needle

用途代號 / Application Code:

- 00-0 : 一般平縫(基本型)
General Plain Seaming (Basic Type)
- 03-0 : 上帶滾邊(滾領)車縫
Tape Binding (Collar Binding)
- 11-0 : 下襠車縫
Bottom Hemming (For Thin, Light Weight Materials And Medium Weight Materials)
- 13-0 : 包縫骨壓縫(倒骨式、包縫骨寬度3.0mm以內)
Overlock Seam Covering (Folding Over, Overlock Seam Width Under 3.0mm)
- 13-1 : 包縫骨壓縫(立骨式、包縫骨寬度3.0mm以內)
Overlock Seam Covering (Flattening Out, Overlock Seam Width Under 3.0mm)
- 13-2 : 包縫骨壓縫(倒骨式、包縫骨寬度6.0mm以內)
Overlock Seam Covering (Folding Over, Overlock Seam Width Under 6.0mm)
- 42-0 : 環狀針織褲頭鬆緊帶車縫(氣動式)
Tubular Knit Elastic Waist Band Attaching (Pneumatic Type)
- 42-2 : 環狀針織褲頭鬆緊帶車縫(簡易膝動式)
Tubular Knit Elastic Waist Band Attaching (Manual Type)
- 60-0 : 四針六線方筒型繙縫機
4-Needle, 6-Thread Cylinder Bed Coverstitch Interlock Machine
- 85-0 : 車縫環狀平版寬幅鬆緊帶
Attaching Pre-Closed Flat Knit Elastic Band Onto Waists Of Tubular Goods (With Right Hand Knife, Rear Puller & Lint Collector)

可選擇加裝之裝置 / Optional Device:

- AF01 □ : 吹氣式壓腳 Air Blowing Type Presser Foot
□: A, B, C, D
- AL14B & AL14N:氣動式壓腳提昇裝置 (伺服馬達用)
Pneumatic Presser Foot Lifter (A/C Servo Motor Uses)
- BOC:上載式滾邊導模 Bed-On Type Tape Binder
- CS001~CS003:收縮縫跡裝置 Condense Stitch Device
- CV □ :真空集屑裝置組 Chain Removal Assembly
□ :006, 007/107, 07A/17A, 07B/17B, 07R/17R, 08N, 08R, 08S, 09N, 09R
- CV07N:調壓濾水閥組 (伺服馬達用) Regulator Asm
- CV09S:集塵袋組 Fabric Bag Asm
- CV09T:腳踏空氣控制開關組(含調壓濾水閥組)
Soft Touch Heel Action Treadle Rod Air Switch (Including Regulator Asm)
- DC001:雙裝飾線裝置 Double-Color Coverstitch Device
- EG009 & EG010:氣動式拷下擺裝置
Pneumatic Type Bottom Hemming Device
- EG013:導模組 Folder Asm
- PFE02/PFE2P/PFE2P: 壓腳提昇裝置 Presser Foot Lifter
- RP003:輔助拖輪 Puller Mechanism
- RPC03 □ : 後拉引式拖輪裝置 Rear Puller
□:A, E, F
- TA □ :吊桿式切換開關組 Treadle Air Switch Set
□:001(吸風切刀、集屑裝置、壓腳提昇裝置)
Using Together with Suction Type Chain Cutter, Venturi Device, Foot Lifter
- :002(吸風切刀組) Using Together with Suction Type Chain Cutter Only
- :003(壓腳提昇裝置) Foot Lifter Only
- TB : 補強帶導模裝置
Reinforcing Tape Binding Attachment
- TR □ :擴張滾輪組 Roller Set
□ :001, 02A, 03A, 05A, 06A
- TR007:氣動式滾輪擴張裝置
Pneumatic Roller Tension Device
- TL001/TL051:燈組 LED Light Asm
- UCE- □ : 電動式自動切線裝置 ()
Electric Type Top And Bottom Thread Trimming System

□	()
B1	UTC03, STC03
B2	UTC03, WPG
B3	UTC03, STC03, WPG
B4	UTC03

UCP- □ : 氣動式自動切線裝置 ()
Pneumatic Type Top And Bottom Thread Trimming System

□	()
B1	UTB03, STB03
B2	UTB03, WPC02
B3	UTB03, STB03, WPC02
B4	UTB03
B5	UTG03, STB03
B6	UTG03, WPC02
B7	UTH03, STB03
B8	UTH03, WPC02
B9	UTH03, STB03, WPC02
BA	UTB05, STB03
BC	UTB05, STB03, WPC02

- UN002 : 氣動式防捲邊裝置 Air Operated Fabric Uncurler
- WF001 / WF01A : 活動壓腳機構
Working Foot Components

針板舌之形狀 / Shape Of Needle Plate Tongue:



○ 一般特性
○ GENERAL FEATURES

高速直驅方筒型繙縫機

Direct Drive Cylinder Bed Coverstitch
Interlock Stitch Machine

- 本系列高速細筒型繙縫機最高轉速可達每分鐘6500轉。
- 具有直驅式設計，將迷你馬達整合在車體中，直接驅動上主軸，不需馬達皮帶。
- 氣冷卻風扇，可使機械長時間運行。
- 可拆式揚線凸輪裝置於車體前方，除便於調整下彎針線張力，亦便於清除絞線。
- 具有防止手輪纏線設計。
- 可輕易加裝多樣化附件，以增加縫製功能，如一般平縫，包縫骨壓縫，擺車縫，及上帶滾邊車縫等。

- Max.high speed up to 6500 S.P.M.
- With direct drive design. Mini servo motor is integrated with machine, mounted in side of the machine arm. Upper main shaft is driven directly by the mini servo motor, no motor belt is needed.
- Equipped with automatic air cooling fan, which allows machine runs at high speed for long hours.
- Open-up type looper thread take up cam is mounted in frond of machine body. Not only easy for thread tension and thread feeding amount adjustments, but also easy for cleaning up in case of thread winding.
- With special device for preventing thread-winding on hand wheel.
- Can be equipped with varied attachments to meet different sewing requirements, such as general plain seaming, bottom hemming, overlock seam covering and tape binding.


CTD



A




B





CTD 9085-0

- 車縫環狀平版寬幅鬆緊帶
Attaching Pre-Closed Flat Knit Elastic Band
Onto Waists Of Tubular Goods
(With Right Knife, Rear Puller & Chips Suction Pipe) .
- 男用內褲。
Men's briefs.
- 薄至中厚布料。
Light to medium weight material.
- 環狀平版鬆緊帶適用:14mm - 37mm。
Flat knit elastic band
applicable width:14mm-37mm.



● 特點 Feature

- 本具有右切刀修布裝置，後拖輪，布屑導管及TR003裝置（擴張滾輪組），可將環狀平版寬幅鬆緊帶順暢地縫合在環狀褲頭之上，並由右切刀將褲頭裁片之右緣修齊再行縫合在鬆緊帶下方，而右切刀修布之同時，布屑則由吸風裝置或壓縮空氣，經吸布屑導管吸出。
Equipped with rear puller, right hand knife, chip suction pipe & TR003 device (fabric tension controlling device). Pre-Closed flat knit elastic tape can be attached smoothly onto waistbands of tubular goods. The sewing operation continuously while the edge of waist (underneath the elastic tape) is trimmed by the right hand knife. In the meantime, trimmed fabrics can be sucked into the waste bag thru the suction pipe.




									OPTIONAL DEVICE
			m.m.	m.m.		m.m.	UY 128 GAS	S.P.M.	
CTD9085-0-240M	2	4	4.0						● RP□3
CTD9085-0-248M	2	4	4.8						● UCP-B5
CTD9085-0-356M	3	5	5.6	1.4~3.6	1:2.9~1:0.3	5	#11	4500	● UCP-B6
CTD9085-0-364M	3	5	6.4						● CV07A

RP□3
□:00, C0
□:A, E, F



DC001

- 下雙裝飾線車縫。
Double-color top coverstitches.
- 針織內衣褲、運動衫、休閒服等；薄至中厚布料。
Knit underwear, brief, sports wear...etc.
Light to medium weight material.



● 特點 Feature


- 適 3 針車縫
Suitable for 3-needle coverstitches only.
裝飾線鉤具雙線鉤，可車縫兩條裝飾線，搭配不同色線，可增添裝飾效果以及強度。
Special designed spreader, with two blade hook, able to sew top coverstitches with two different colors, for more decorative effects and stronger durability.









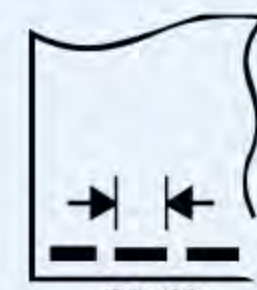

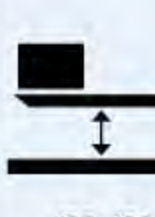


CTD 9311-0

- 直驅左切刀方筒型繙縫機
Direct Drive Cylinder Bed Coverstitch Interlock Machine With Left Hand Knife Mechanism.
- 針織T恤、休閒服、運動服之下襬或短袖袖口之車縫作業。
Suitable For Hemming Operation On Cuff, Sleeve Opening And Bottom Of T-Shirt Polo Shirt ---etc.
- 薄至中厚布料。
下襬適用寬度：3/4" ~ 1 1/2" (完成尺寸)
Light to medium weight material.
Applicable hemming width : 3/4" ~ 1 1/2" (finished size).
- 圓筒外徑細約345mm。
Cylinder bed design with circumference of 345 m.m.



● 特點 Feature

- 具有車縫下襬導模，左切刀修布裝置及吸屑導管，可輕易將環狀裁片向下捲折，並由左切刀將捲折後之裁片在下層的部份之左緣修齊，再進行車縫，而在切刀修布之同時，布屑則由吸風裝置或壓縮空氣經吸布屑導管吸出。
With hemming folder, left hand side fabric trimmer and fabric chips suction pipe, suitable for hemming operation on tubular fabric, such as cuff or bottom of T-shirt, polo shirt. The tubular fabric can be folded downward smoothly and the sewing operation continues while the folded fabric edge is trimmed by the left hand knife prior to sewing. In the meanwhile, fabric chips and dust can be sucked into the waste collection bag through the pipe.

			 m.m.	 m.m.		 m.m.	 UY 128 GAS	 S.P.M.	OPTIONAL DEVICE
CTD9311-0-240M	2	4	4.0						
CTD9311-0-248M	2	4	4.8						
CTD9311-0-356M	3	5	5.6						
CTD9311-0-364M	3	5	6.4						
CTD9311-0-356L	3	5	5.6						
CTD9311-0-240S	2	4	4.0						
CTD9311-0-248S	2	4	4.8						● RP□3□□
CTD9311-0-348S	3	5	4.8						● UCP-B5
CTD9311-0-356S	3	5	5.6						● UCP-B6
CTD9311-0-364S	3	5	6.4						● CV17A
CTD9311-0-240S1	2	4	4.0	1.4~3.6	1:2.9~1:0.3	5	#11	4500	● TR02A
CTD9311-0-248S1	2	4	4.8						● EG010
CTD9311-0-348S1	3	5	4.8						
CTD9311-0-356S1	3	5	5.6						
CTD9311-0-364S1	3	5	6.4						
CTD9311-0-356S1	3	5	5.6						
CTD9311-0-364S1	3	5	6.4						
CTD9311-0-240H	2	4	4.0						
CTD9311-0-248H	2	4	4.8						
CTD9311-0-356H	3	5	5.6						
CTD9311-0-364H	3	5	6.4						

RP□3□□
□ :00, C0
□ :A, E, F





UCE-B

- 電動式自動切線裝置 (高速直驅方筒型繙縫機用)
Electric Type Thread Trimming System
(For Direct Drive Cylinder Bed Coverstitch Interlock Stitch Machine)
- 圓筒外徑細約280mm。
Cylinder bed design with circumference of 280 m.m.

特點 Feature

- 本裝置可適用於所有 CTD9000 系列機種，但不單獨供應此裝置。
Suitable for all CTD9000 series machines, but only supply together with machine head.



UCE-B1 ① ② ③ ④	① 自動切線裝置代號	① Under bed thread trimmer device
	② 機型 C:方筒型繙縫機 F:平台型繙縫機	② Model C:Cylinder bed interlock F:Flat bed interlock
	③ 動力 P:氣動式 E:電動式	③ Power P:Pneumatic Type E:Electric Type
	④ 裝置組合代號	④ Combination of devices

MODEL	電動式自動切線裝置 Electric Type Thread Trimming System			
	(UTC03) 切底線裝置 Under Bed Thread Trimmer	(STC3) 切上飾線裝置 Top Cover Thread Trimmer	(WPG) 撥線裝置 Wiper	壓腳提昇裝置 Presser foot Lifter
UCE-B1	●	●		●
UCE-B2	●		●	●
UCE-B3	●	●	●*	●
UCE-B4	●			●

* 包裝於附件箱中 Packed in the accessories box



UCP-B

- 氣動式自動切線裝置 (高速直驅方筒型繙縫機用)
Pneumatic Type Thread Trimming System
(For Direct Drive Cylinder Bed Coverstitch Interlock Stitch Machine)
- 圓筒外徑細約280mm。
Cylinder bed design with circumference of 280 m.m.

特點 Feature

- 本裝置可適用於所有 CTD9000 系列機種，但不單獨供應此裝置。
Suitable for all CTD9000 series machines, but only supply together with machine head.
- 須配合空壓機使用，(5kg/cm² 或 70PSI)
Compressed air is required(5kg/cm² 或 70PSI)



UCP-B1 ① ② ③ ④	① 自動切線裝置代號	① Under bed thread trimmer device
	② 機型 C:方筒型繙縫機 F:平台型繙縫機	② Model C:Cylinder bed interlock F:Flat bed interlock
	③ 動力 P:氣動式 E:電動式	③ Power P:Pneumatic Type E:Electric Type
	④ 裝置組合代號	④ Combination of devices

MODEL	氣動式自動切線裝置 Pneumatic Type Thread Trimming System							備註 Comment
	(UTB3) 切底線裝置 Under Bed Thread Trimmer	(UTG3) 切底線裝置 Under Bed Thread Trimmer	(UTH3) 切底線裝置 Under Bed Thread Trimmer	(UTB5) 切底線裝置 Under Bed Thread Trimmer	(STB3) 切上飾線裝置 Top Cover Thread Trimmer	(WPC2) 撥線裝置 Wiper	壓腳提昇裝置 Presser foot Lifter	
UCP-B1	●				●		●	
UCP-B2	●					●	●	
UCP-B3	●				●	●*	●	
UCP-B4	●						●	
UCP-B5		●			●		●	CTD9311 · CTD9085 用 For CTD9311 · CTD9085
UCP-B6		●				●	●	
UCP-B7			●		●		●	上飾線底線與底線切線及撥線裝置個別控制 Top Cover Thread Trimmer, Under Bed Thread Trimmer And Wiper Are Controlled Separately
UCP-B8			●			●	●	
UCP-B9			●		●	●*	●	
UCP-BA				●	●		●	CTD9060 用 · For CTD9060
UCP-BC				●	●	●	●	

* 包裝於附件箱中 Packed in the accessories box

○ 機型編號說明
○ MODEL NUMBERING

C T D 9 7 1 1 - 0 - □ 3 5 6 M / U C P - D 1

1

機型 / Machine Type:

CTD97直驅細筒型繙縫機
Direct Drive Small Cylinder Bed Coverstitch Interlock Machine
CTD98:直驅具左切刀細筒型繙縫機
Direct Drive Small Cylinder Bed Coverstitch Interlock Machine, With Left Hand Knife Mechanism

2

裝飾縫區分碼 / Top Coverstitch Code:

0:無上飾縫
Without Top Coverstitch
:有上飾縫
With Top Coverstitch

3

針數 / Number Of Needle:

2:2針,2-Needle
3:3針,3-Needle
4:4針,4-Needle

4

針距 / Needle Distance:

40:40m.m.
48:48m.m.
56:56m.m.
64:64m.m.

5

6

7

可選擇加裝之裝置 / Optional Device:

AL14B & AL14N:氣動式壓腳提昇裝置 (伺服馬達用)
Pneumatic Presser Foot Lifter (A/C Servo Motor Uses)
CS004 & CS04P:收縮縫跡裝置 Condense Stitch Device
CV □ :真空集屑裝置組 Chain Removal Assembly
□ :007/107, 07A/17A, 07B/17B, 07R/17R 08N, 08R, 08S, 09N, 09R
CV07N:調壓濾水閥組 (伺服馬達用) Regulator Asm
CV09S:集塵袋組 Fabric Bag Asm
CV09T:腳踏空氣控制開關組 (含調壓濾水閥組)
Soft Touch Heel Action Treadle Rod Air Switch (Including Regulator Asm)
PFE02/PFE2F/PFE2P: 壓腳提昇裝置 Presser Foot Lifter
RP004:輔助拖輪 Puller Mechanism
RPC04 □ : 後拉引式拖輪裝置 Rear Puller
□ :A, E, F
TR02A & TR05A:擴張滾輪組 Roller Set
TR007:氣動式滾輪擴張裝置
Pneumatic Roller Tension Device
TL001/TL051:燈組 LED Light Asm
UCE- □ : 電動式自動切線裝置 ()
Electric Type Top And Bottom Thread Trimming System

□	()
D1	UTC07, STC03
D2	UTC07, WPG01
D3	UTC07, STC03, WPG01
D4	UTC07

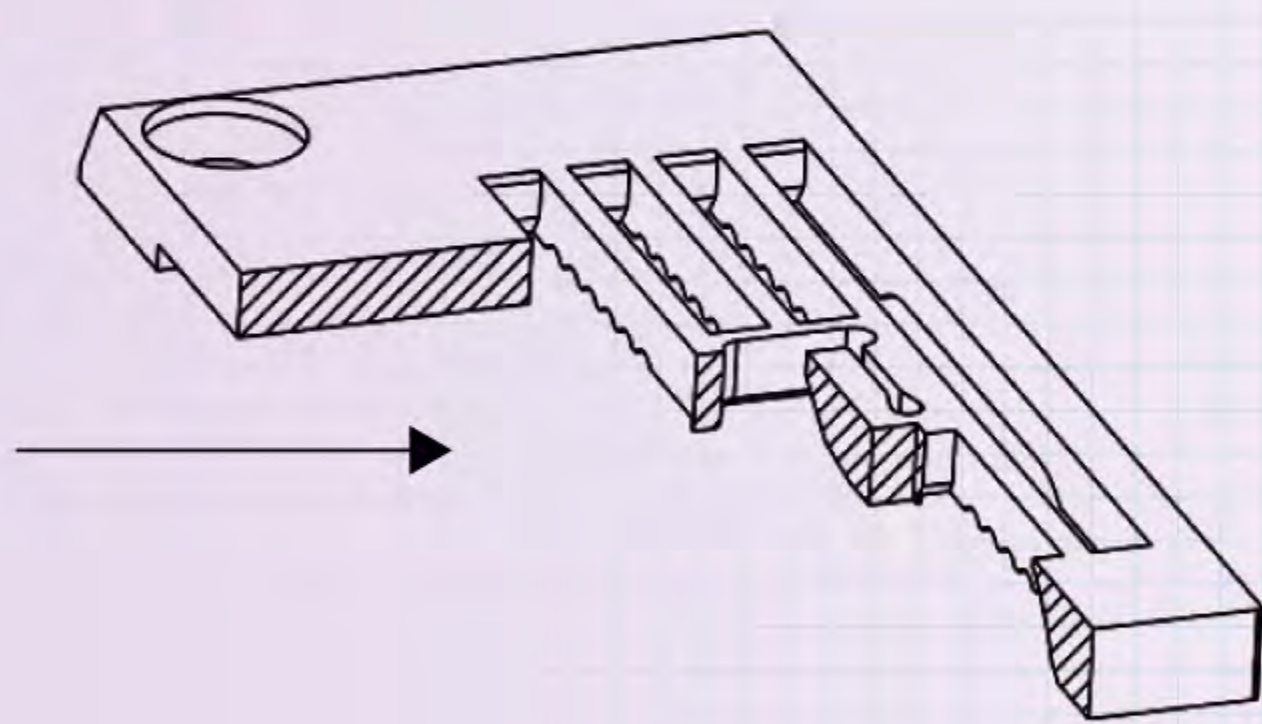
UCP- □ : 氣動式自動切線裝置 ()
Pneumatic Type Top And Bottom Thread Trimming System

□	()
D1	UTB07, STB03
D2	UTB07, WPC02
D3	UTB07, STB03, WPC02
D4	UTB07
D5	UTG11, STB03
D6	UTG11, WPC02
DA	UTH07B, STB03
DC	UTH07B, STB03, WPC02

用途代號 / Application Code:

11-0 : 下襠車縫
Bottom Hemming (For Thin, Light Weight Materials And Medium Weight Materials)
13-0 : 包縫骨壓縫(倒骨式、包縫骨寬度3.0mm以內)
Overlock Seam Covering (Folding Over, Overlock Seam Width Under 3.0mm)
13-1 : 包縫骨壓縫(立骨式、包縫骨寬度3.0mm以內)
Overlock Seam Covering (Flattening Out, Overlock Seam Width Under 3.0mm)
13-2 : 包縫骨壓縫(倒骨式、包縫骨寬度6.0mm以內)
Overlock Seam Covering (Folding Over, Overlock Seam Width Under 6.0mm)
60-0 : 四針六線方筒型繙縫機
4-Needle, 6-Thread Cylinder Bed Coverstitch Interlock Machine

針板舌之形狀 / Shape Of Needle Plate Tongue:





UCE-D

- 電動式自動切線裝置 (直驅細筒型繙縫機用)
Electric Type Thread Trimming System (For Direct Drive Small Cylinder Bed Coverstitch Interlock Machine)



特點Feature

- 本裝置可適用於所有 CTD9700 系列機種，但不單獨供應此裝置。
Suitable for all CTD9700 series machines, but only supply together with machine head.



UCE-D1

① ② ③ ④

① 自動切線裝置代號	① Under bed thread trimmer device
② 機型 C:方筒型繙縫機 F:平台型繙縫機	② Model C:Cylinder bed interlock F:Flat bed interlock
③ 動力 P:氣動式 E:電動式	③ Power P:Pneumatic Type E:Electric Type
④ 裝置組合代號	④ Combination of devices

MODEL	電動式自動切線裝置 Electric Type Thread Trimming System			
	(UTC7) 切底線裝置 Under Bed Thread Trimmer	(STC3) 切上飾線裝置 Top Cover Thread Trimmer	(WPG) 撥線裝置 Wiper	壓腳提昇裝置 Presser foot Lifter
UCE-D1	●	●		●
UCE-D2	●		●	●
UCE-D3	●	●	●*	●
UCE-D4	●			●

* 包裝於附件箱中 Packed in the accessories box



UCP-D

- 氣動式自動切線裝置 (直驅細筒型繙縫機用)
Pneumatic Type Thread Trimming System (For Direct Drive Small Cylinder Bed Coverstitch Interlock Machine)



特點Feature

- 本裝置可適用於所有 CTD9700 系列機種，但不單獨供應此裝置。
Suitable for all CTD9700 series machines, but only supply together with machine head.
- 須配合空壓機使用，(5kg/cm² 或 70PSI)
Compressed air is required(5kg/cm² 或 70PSI)



UCP-D1

① ② ③ ④

① 自動切線裝置代號	① Under bed thread trimmer device
② 機型 C:方筒型繙縫機 F:平台型繙縫機	② Model C:Cylinder bed interlock F:Flat bed interlock
③ 動力 P:氣動式 E:電動式	③ Power P:Pneumatic Type E:Electric Type
④ 裝置組合代號	④ Combination of devices

MODEL	氣動式自動切線裝置 Pneumatic Type Thread Trimming System						備註 Comment
	(UTB7) 切底線裝置 Under Bed Thread Trimmer	(UTB7B) 切底線裝置 Under Bed Thread Trimmer	(UTG11) 切底線裝置 Under Bed Thread Trimmer	(STB3) 切上飾線裝置 Top Cover Thread Trimmer	(WPC02) 撥線裝置 Wiper	壓腳提昇裝置 Presser foot Lifter	
UCP-D1	●			●		●	
UCP-D2	●				●	●	
UCP-D3	●			●	●*	●	CTD9711 用 · For CTD9711
UCP-D4	●					●	
UCP-D5			●	●		●	
UCP-D6			●		●	●	CTD9811 用 · For CTD9811
UCP-DA		●		●		●	
UCP-DC		●		●	●	●	CTD9760 用 · For CTD9760


* 包裝於附件箱中 Packed in the accessories box






CTD 9811-0










- 高速直驅具左切刀細筒型繙縫機
Direct Drive Small Cylinder Bed Coverstitch Interlock Machine, With Left Hand Knife Mechanism.
- 針織T恤、休閒服、運動服之下襬或短袖袖口之車縫作業。
Suitable For Hemming Operation On Cuff, Sleeve Opening And Bottom Of T-Shirt Polo Shirt ---etc.
- 薄至中厚布料。下襬適用寬度：3/4" ~ 1 1/2" (完成尺寸)
Light to medium weight material.
Applicable hemming width : 3/4" ~ 1 1/2" (finished size).



● 特點 Feature

- 具有車縫下襬導模，左切刀修布裝置及吸屑導管，可輕易將環狀裁片向下捲折，並由左切刀將捲折後之裁片在下層的部份之左緣修齊，再進行車縫，而在切刀修布之同時，布屑則由吸風裝置或壓縮空氣經吸布屑導管吸出。
With hemming folder, left hand side fabric trimmer and fabric chips suction pipe, suitable for hemming operation on tubular fabrics, such as cuff or bottom of T-shirt, polo shirt. The tubular fabrics can be folded downward smoothly and the sewing operation can be operated continuously while the folded fabrics edge is trimmed by the left hand knife prior to sewing. In the meanwhile, fabrics chips and dust can be sucked into the waste bag through the collecting pipe.
- 圓筒外徑細約260mm，最適合兒童服裝等細口筒狀服裝的暗縫工序。
Small cylinder bed design with circumference of 260 m.m. suitable for small tubular interlock sewing operation, such as children's wear etc.
- 可依需求選購零件，變換成標準細筒，使用上更具靈活性。
Depends on the sewing requirements, can choose optional parts and convert this left hand side knife machine into standard type small cylinder bed interlock machine and able to offer more sewing flexibility than standrad type of small cylinder bed machine.
- 出貨時機器上皆配裝防捲布吹氣裝置 (patent pending)
Machines are equipped with air blowing type anti-curling device (patent pending) when shipment out of factory.



			 m.m.	 m.m.		 m.m.	UY128GAS  #	 S.P.M.	OPTIONAL DEVICE
CTD9811-0-240M	2	4	4.0						
CTD9811-0-248M	2	4	4.8						
CTD9811-0-356M	3	5	5.6						
CTD9811-0-364M	3	5	6.4						
CTD9811-0-240S	2	4	4.0						
CTD9811-0-248S	2	4	4.8	1.4~3.6	1:2.9~1:0.3	5	#11	4500	●UCP-D5 ●UCP-D6 ●CV ●TR02A
CTD9811-0-356S	3	5	5.6						
CTD9811-0-364S	3	5	6.4						
CTD9811-0-240S1	2	4	4.0						
CTD9811-0-248S1	2	4	4.8						
CTD9811-0-356S1	3	5	5.6						
CTD9811-0-364S1	3	5	6.4						