

直驅雙針-針送平縫機

Direct Drive Type Twin needle, needle feed lockstitch machine

- 機型編號說明
- MODEL NUMBERING

L T D - B 8 4 5 M - A / H

1

2

3

4

5

6

B8:副機型
Sub-class

A : 自動切線
Automatic tangent

適用馬達 / Motor :
H : 寶欣
HOHSING servo motor

縫製能力 / Number Of Needle:

M 中厚料
Medium to Heavy
H 厚料
Heavy
E 極厚料
Extry Heavy

機型 / Model:

LTD:直驅雙針-針送平縫機
Direct Drive Type Twin needle,
needle feed lockstitch machine.

用途代號 / Application Code:

42:針送鎖定平縫機(小梭)
Needle feed lockstitch machine standard hook.
45:針送可轉角鎖定平縫機(小梭)
Needle feed split needle bar lockstitch machine standard hook.

- 一般特性
- GENERAL FEATURES



雙針直驅自動切線平縫機，使用方便，剪線更穩定。機器反應迅速，可縫製薄料、厚料。適用於各種服裝的裝飾縫和合縫，如襯衫、制服、大衣、女內衣、牛仔褲、帳篷、特別適用於剪切粗線的縫料。

Double needle direct driving type automatic tangent sewing machine the use of more convenient, more shear line.

The machine to respond quickly, can sewing thin materials, can also be sewing thick material. Suitable for various kinds of clothing decorative seam and seam, such as sewing overalls, women's underwear, jeans, tents, particularly applicable to the thick line shear.





LTD B842

- 直驅雙針-針送鎖定縫平車(小梭)
Direct Drive Twin needle, needle feed lockstitch machine standard hook.
- B842-M 薄、中厚物用
Thin and medium-thick materials.
B842-H 厚物用
Thick materials.
B842-E 特厚物用
Extra thick materials.









LTD



LTD B845

- 直驅雙針-針送可轉角鎖定縫平車(小梭)
Direct Drive Twin needle, needle feed split needle bar lockstitch machine standard hook.
- B845-M 薄、中厚物用
Thin and medium-thick materials.
B845-H 厚物用
Thick materials.
B845-E 特厚物用
Extra thick materials.



						
LTD-B842-M	DPx5 #14					1. A:自動切線 2. 自動抬壓腳
LTD-B842-H	DPx5 #22	7mm	13mm	A	4000	
LTD-B842-E	DPx17 #22					
LTD-B845-M	DPx5 #14					1. A: Auto-Trimmer 2. Automatic foot lifter
LTD-B845-H	DPx5 #22	7mm	13mm	A	3000	
LTD-B845-E	DPx17 #22					

Gauge	0.5mm	1.6mm (1/16")	2.4mm (3/32")	3.2mm (1/8")	4.0mm (5/32")	4.8mm (3/16")	5.6mm (7/32")	6.4mm (1/4")	7.9mm (5/16")	9.5mm (3/8")
Model										
B842	○	○		○	○	○		○	○	○
B845				○		○		○	○	○
Gauge	11.1mm (7/16")	12.7mm (1/2")	15.9mm (5/8")	19.1mm (3/4")	22.2mm (7/8")	25.4mm (1")	31.75mm (1 1/4")	38.1mm (1 1/2")	50.8mm (2")	55mm (21/6")
Model										
B842	○	○	○	○		○	○	○	○	
B845		○	○							