



NTD

四針六線曲臂型併縫機
4-Needle 6-Thread Feed-of-the-Arm Flatseamer




FRK

四針六線平台型併縫機
4-Needle 6-Thread Flat-bed Flatseamer

Flatseamer

四針六線曲臂型併縫機
4-Needle 6-Thread Feed-of-the-Arm Flatseamer



NTD6701



NTD7701

NT67 Series

NTD77 Series

NTD6712□-H5/TTS36/CV022/TC012

車縫應用 / Sewing Application

- 01 單切
1-side Trimming
- 03□ 貼帶
Tape Attaching
- 04□ 長壓腳/直進加強
Long Presser Foot/
Straight Forward
- 12□ 雙切
2-side Trimming
- 30 滾輪壓腳
Presser Foot with Roller

車縫裁片 / Sewing Material

- M 薄至中厚
Light to Medium
- H 厚至特厚
Heavy to Extra Heavy
- S 滑/捲
Slippery/ Curly

選配件 / Optional Device

- TC 後切刀
Tape Cutter
- CV 吸風集屑
Air Suction Waste Collector
- TTS 直驅馬達座
D/D Servo Motor Base

機型 / Machine Type

- NT67 一般型
General Type
- NTD67 直驅式一般型
Direct-drive General Type
- NTD69 直驅式小筒嘴型
Direct-drive Small Arm-bed Type
- NTD77 直驅式全密封型
Direct-drive Fully Sealed Type

針距 / Needle Gauge

- 5: 5.2 mm
- 6: 6.0 mm
- 356: 3 針/ Needle
5.6 mm
- * 448: 4 針/ Needle
4.8 mm

* 詳次頁說明
Refer to next page

車縫應用代碼 Sewing Application Code

車縫應用 Application	分類 Subclass	切布 Trimming	完成樣式 Finish	參考圖片 Reference	外觀特點 Appearance
01	01-M				
03	03-M				
	03A-H 03B-H				
	03C-M				
	03D-M				
04	04A-M				
12	12-M 12-H 12A-H 12E-H 12F-M 12-S				
30	30-M				

共通規格 Common Specification

MODEL	m.m.		m.m.		m.m.	Needle x □ Retainer x □	m.m.	S.P.M.
NTD67	5 : 5.2 6 : 6.0	6	1.6~2.5	1:0.7~1:1.5	6	FL x 118GCS Retainer: FLG-8	30	4200
NTD77	356 : 5.6 *448 : 4.8					448 Specification: FL x 118GCS 10/70 Ø 1.4 Retainer: FLG-2 8/60 Ø 1.4		

* 448 規格舊型針座需使用特殊針，新型針座適用標準針
* 448-gauge old type needle holder needs to be used special needle, while the new type needle holder is applicable to standard needle.

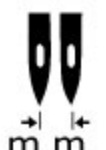


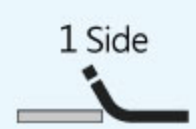
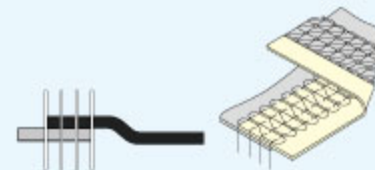
車縫應用 / SEWING APPLICATION

MODEL	針距 m.m.	針	腳	切布邊 Trimming	車縫圖示 Seam Diagram	布厚 Fabric Thickness	壓腳凹槽 Presser Foot Groove	刀寬 Blade Width	車縫應用 Application		
NTD 67 01-M□ NTD 77 01-M□	5	4	6	1 Side		M	M	S	一般併縫/單切 General Flatseaming / 1-side Trimming		
	6										
	448										
	356									3	5
NTD 67 03-M□ NTD 77 03-M□	5	4	6	1 Side		M	M	S	布條貼縫,無上網線 Tape Attaching without covering stitch		
	6										
NTD 67 03A-H5 NTD 77 03A-H5	5	4	5	2 Side		H+	H+	W			
NTD 67 03B-H□ NTD 77 03B-H□	5										
6	H++									H++	W
NTD 67 03C-M□ NTD 77 03C-M□	5									6	2 Side
6											
NTD 67 03D-M□ NTD 77 03D-M□	5	6	6	2 Side		M	M	W	出芽飾條 Piping Decoration		
	6										
NTD 67 04A-M□ NTD 77 04A-M□	5	4	5	2 Side		M	M	S	長壓腳 Long Presser Foot		
	6									6	
NTD 67 12-M□ NTD 77 12-M□	5	4	6			M	M	S	一般併縫/雙切 General Flatseaming / 2-side Trimming		
	6										
	448										
	356									3	5
NTD 67 12F-M5 NTD 77 12F-M5	5	4	6			F	M	S	超薄 Fine Material		
NTD 67 12-S□ NTD 77 12-S□	5	4	6	2 Side		S	M	W	絲襪,保暖襪,滑/捲/彈性布料 Stockings, slippery, curly-edge, elastic materials		
	6										
	448										
	356									3	5
NTD 67 12-H□ NTD 77 12-H□	5	4	6			H	H	W	中至厚料,內褲襠過滾邊 Medium to heavy, brief crotch joining over tape binding		
	6										
NTD 67 12A-H6 NTD 77 12A-H6	5	4	6			H+	H+	W	內褲襠過滾邊包橡筋 Brief crotch joining over tape binding with elastic inside		
	6										
NTD 67 12E-H6 NTD 77 12E-H6	5	4	6			H++	H++	W	厚刷毛布,保暖衣 Heavy fleece & brushed thermals		
NTD 67 12G-M□ NTD 77 12G-M□	5	4	7	2 Side		M	M	W	上飾線雙色 Double covering stitch		
	6										
NTD 67 30-M6 NTD 69 30-M6 NTD 77 30-M6	6	4	6			M			滾輪壓腳/潛水衣 Presser foot with rollers/ diving suit		

說明 / Remark

- 為針距代碼: 5=5.2mm, 6=6.0mm, 356 = 3針5.6mm, 448 = 4針4.8mm
□ is needle gauge code: 5=5.2mm, 6=6.0mm, 356 = 3-Needle 5.6mm, 448 = 4-Needle 4.8mm

- 刀寬: S=標準, W=寬刀
Blade Width: S= Standard, W=Wide

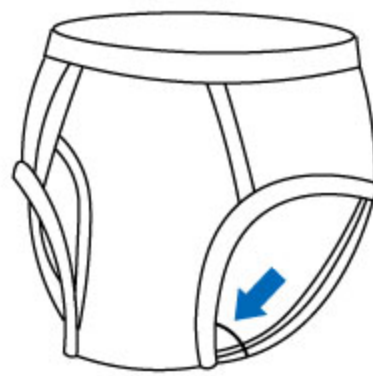
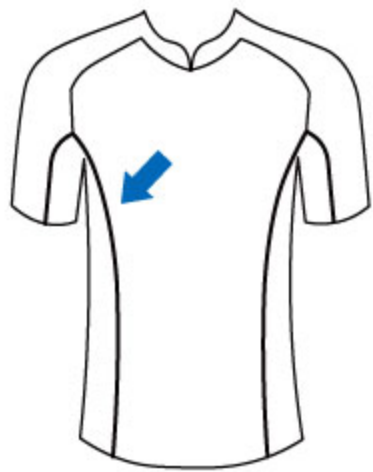
01	 m.m.			切布邊 Trimming	車縫圖示 Seam Diagram	布厚 Fabric Thickness	選配件 Optional Device
NTD 67 01-M□ NTD 77 01-M□	5	4	6	1 Side 		M	NTD67: TC012, TC112 NTD77: TC026, TC027
	6						
	448	3	5				
	356						




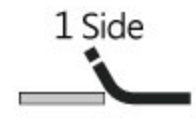
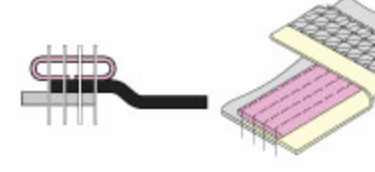




一般併縫/ 單切
General Flatseaming / 1-side Trimming



單切款具有最廣泛的適用範圍，直線與弧線車縫都適用，內褲底襠縫接合過滾邊也可以順暢完成。

1-side trimming model has the widest range of applications, including straight sewing, curvy sewing, and the joining of the crotch of man's brief, which the tape binding area can be completed smoothly.




03	 m.m.			切布邊 Trimming	車縫圖示 Seam Diagram	布厚 Fabric Thickness	選配件 Optional Device
NTD 67 03-M□ NTD 77 03-M□	5	4	5	1 Side 		M	NTD67: TC012, TC013
	6						
NTD 67 03A-H5 NTD 77 03A-H5	5			2 Side 		H+	
	6						
NTD 67 03B-H□ NTD 77 03B-H□	5			2 Side 		H++	
	6						
NTD 67 03C-M□ NTD 77 03C-M□	5	2 Side 	M	NTD77: TC027, TC028A, TC028B			
	6						
NTD 67 03D-M□ NTD 77 03D-M□	5	2 Side 	M				
	6						





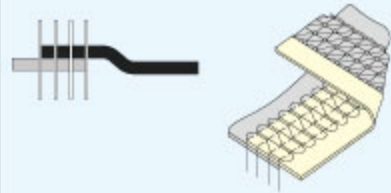
貼帶併縫
Flatseaming with Tape Attaching

三種貼帶樣式
3 Types of tape attaching



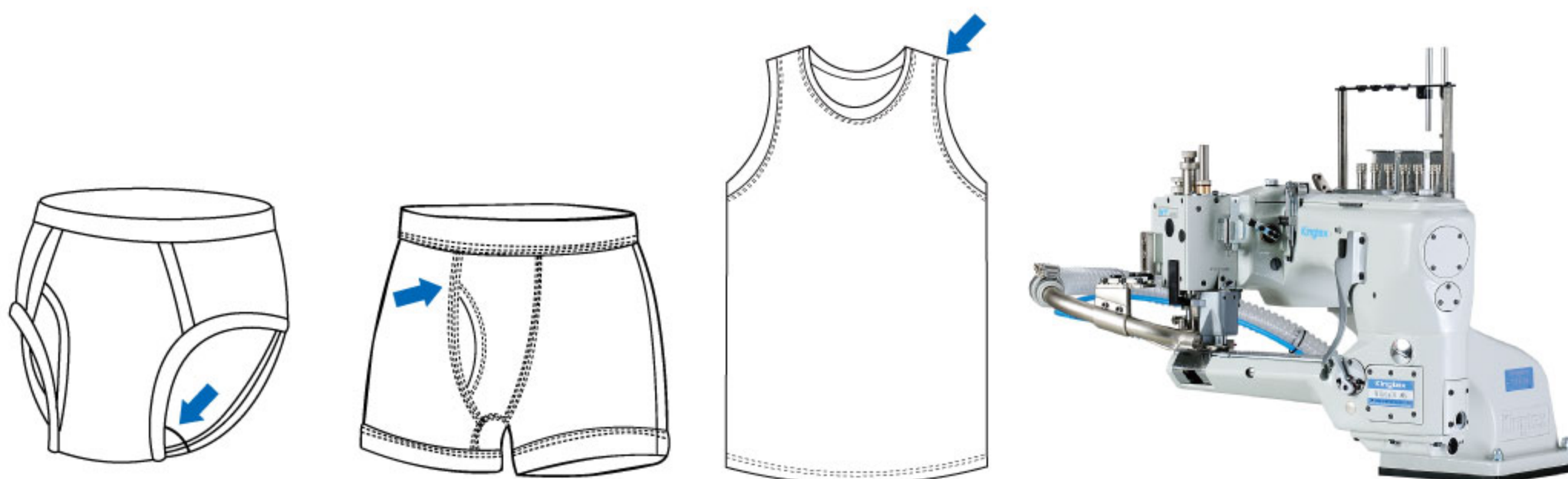
03-M 03A-H 03B-H	03C-M	03D-M
內褲前襠貼帶 Brief's front fly tape attaching	補強帶, 反光帶 Reforce tape, Reflective tape	出芽飾帶 Piping decoration tap
		




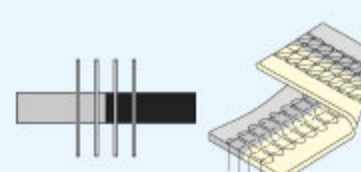


04	 m.m.			切布邊 Trimming	車縫圖示 Seam Diagram	布厚 Fabric Thickness	選配件 Optional Device
NTD 67 04A-M□ NTD 77 04A-M□	6	4	5 6			M	NTD67: TC012, TC112 NTD77: TC026, TC027

長壓腳 直進加強 / 雙切 Long Presser Foot for Straight Sewing/ 2-Side Trimming


適合長距離，直線不轉彎的車縫工序。並且對於壓過滾邊或布條有較佳較果。
Applicable to long, straight, curvy-less flatseaming.
For sewing cross over tape binding area, it also has better performance.







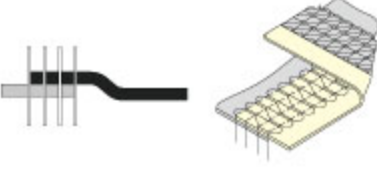

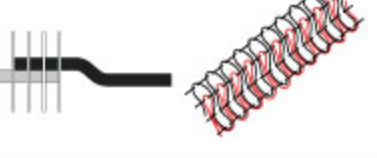
30	 m.m.			切布邊 Trimming	車縫圖示 Seam Diagram	布厚 Fabric Thickness	選配件 Optional Device
NTD 67 30-M6 NTD 69 30-M6 NTD 77 30-M6	6	4	6			M	NTD67: TC012 NTD77: TC027

平接併縫/ 滾輪壓腳無切刀 Butt Seam / Presser foot with roller without Trimmer

適用於潛水衣車縫，亦可車縫泡棉手機袋／平板電腦袋，壓腳底部有6組滾輪，直線或轉彎都可輕順車縫。
Applicable to diving suit sewing, also Neoprene bag for cell phone / iPad.
With 6 rollers under the presser foot, sewing straight or curvy is easy and smooth.



滾輪式壓腳
Presser foot with roller

12	 m.m.			切布邊 Trimming	車縫圖示 Seam Diagram	布厚 Fabric Thickness	選配件 Optional Device
NTD 67 12-M□ NTD 77 12-M□	5	4	6			M	NTD67: TC012, TC112 NTD77: TC026, TC027
	6						
448	3	5					
356							
NTD 67 12F-M5 NTD 77 12F-M5	5	4	6				
	6						
NTD 67 12-S□ NTD 77 12-S□	5	4	6				
	6						
448	3	5					
356							
NTD 67 12-H□ NTD 77 12-H□	5	4	6				
	6						
NTD 67 12A-H6 NTD 77 12A-H6	5	4	6				
	6						
NTD 67 12E-H6 NTD 77 12E-H6	6	4	6				
	6						
NTD 67 12G-M□ NTD 77 12G-M□	5	4	7			M	
	6						

雙切併縫
2-Side Trimming Flatseaming




NTD6712



NTD7712

雙切布片在疊合時，因布料條件(厚度，彈性...等)，需有對應的壓腳溝槽，壓腳鞋，壓腳舌，切刀，中分規...等配套，以順暢完成車縫。

When overlapping the 2 trimmed fabric ply, due to the fabric conditions (thickness, elasticity..., etc.), corresponding presser foot grooves, shoes, tongues, blades, lap former..., etc. are required to make the sewing smooth.



12-M	12F-M
薄至中厚料 Light to Medium	薄料 Fine materials

12-H	12A-H	12-S	12E-H	12G-M
中至厚料，內褲底襠過滾邊 Medium to heavy, brief crotch joining over the tape binding	內褲底襠過滾邊包橡筋 Brief crotch joining over the tape binding with elastic inside	絲襪，保暖襪，滑，捲，彈性面料 Stockings, slippery, curly-edge, elastic materials	厚刷毛布保暖衣 (厚度5~8mm) Heavy fleece & brushed thermals	薄至中厚料，雙色上飾線 Light to Medium, with double covering stitch
  				

選配件 / OPTIONAL DEVICE

壓腳鞋索引 Presser Foot Index

NTD6701		01-M											
NTD7701	圖形												
	機型	NTD67-01M5	NTD67-01M5	NTD67-01M5	NTD67-01M5	NTD67-01M6 NTD67-01M356	NTD67-01M6	NTD67-01M5	NTD67-01M6	NTD67-01M5	NTD67-01M6	NTD67-01M6	
	板厚	0.4	0.4	0.4	0.4	0.4	0.4	0.4	0.3	0.3	0.3	0.3	
	壓腳	5240PF0401	5240PF0401	5240PF0401	5240PF0401	5240PF0401	5240PF0401	5240PF0401	5240PF0401	5240PF0401	5240PF0401	5240PF0401	

NTD6703		03		03A / B		03C / D							
NTD7703	圖形												
	機型	NTD67-03M5 NTD67-03M6	NTD67-03M5 NTD67-03M6	NTD67-03AH5	NTD67-03AH5	NTD67-03BH5 NTD67-03BH6	NTD67-03BH5 NTD67-03BH6	NTD67-03CM5	NTD67-03CM5	NTD67-03CM5	NTD67-03CM5	NTD67-03DM5	NTD67-03DM5
	板厚	0.4	0.4	0.5	0.5	0.5	0.5	0.5	0.5	0.4	0.4	0.5	0.5
	壓腳	5240PF05011(5.2) 5240PF1301(6.0)	5240PF05011(5.2) 5240PF1301(6.0)	5240PF06011	5240PF06011	5240PF1201(5.2) 5240PF2301(6.0)	5240PF1201(5.2) 5240PF2301(6.0)	5240PF3101	5240PF3101	5240PF3101	5240PF3101	5240PF3101	5240PF3001

NTD6712		12-M											
NTD7712	圖形												
	機型	NTD67-12M5 NTD67-12M6 NTD67-12M356	NTD67-12M5 NTD67-12M6 NTD67-12M356	NTD67-12M5 NTD67-12M6	NTD67-12M5 NTD67-12M6	NTD67-12M5 NTD67-12M6	NTD67-12M5 NTD67-12M6	NTD67-12M5 NTD67-12M6	NTD67-12M5 NTD67-12M6	NTD67-12M5 NTD67-12M6	NTD67-12M5 NTD67-12M6	NTD67-12M5 NTD67-12M6	NTD67-12M5 NTD67-12M6
	板厚	0.5	0.5	0.5	0.5	0.4	0.4	0.4	0.4	0.4	0.4	0.3	0.3
	壓腳	5240PF0301	5240PF0301	5240PF0301	5240PF0301	5240PF0301	5240PF0301	5240PF0301	5240PF0301	5240PF0301	5240PF0301	5240PF0301	5240PF0301

		12-H		12A-H / 12E-H				12F-M							
	圖形														
	機型	NTD67-12H5 NTD67-12H6	NTD67-12H5 NTD67-12H6	NTD67-12H5 NTD67-12H6	NTD67-12H5 NTD67-12H6	NTD67-12EH6 NTD67-12AH5 NTD67-12AH6	NTD67-12EH6 NTD67-12AH5 NTD67-12AH6	NTD67-12AH6	NTD67-12AH6	NTD67-12EH6	NTD67-12EH6	NTD67-12F5	NTD67-12F5	NTD67-12F5	NTD67-12F5
	板厚	0.5	0.5	0.4	0.4	0.5	0.5	0.4	0.4	0.5	0.5	0.4	0.4	0.5	0.5
	壓腳	5240PF0701	5240PF0701	5240PF0701	5240PF0701	5240PF1001	5240PF1001	5240PF1001	5240PF1001	5240PF1001	5240PF1001	5240PF2701	5240PF2701	5240PF2701	5240PF2701

● 標配
Standard

◎ 隨車附於配件盒
In Accessory Box

○ 選購件
Optional

針板舌 Needle Plate Tongue

因應縫線與面料的多樣化組合，提供多種現品或客製品，以滿足縫製需求。

Due to the diverse combinations of threads and fabrics, we provide a variety of ready-made or customized products to meet your sewing demand.



自動抬壓腳 Presser Foot Lifter

	電動式 Solenoid Type	氣動式 Pneumatic Type	氣動式 Pneumatic Type
NT67 NTD67	PFE06 	AL013 	AL019 
NTD77	PFE07 	AL018 	

有氣動式AL 與電動式PFE 兩款可供選擇。

NT/NTD 67系列的抬壓腳裝置於機器上方，NT/NTD 77系列的抬壓腳裝置，整合於機座裡。

AL019 為氣動抬壓腳附調壓閥，並具有壓腳壓力維持功能，車縫厚薄變化也不會改變壓腳壓力，相容於NTD 67與NTD 77系列。

Pneumatic type AL device and Solenoid type PFE device are optional.

NT/NTD 67 series presser foot lifter is on the top of the machine.

NT/NTD 77 series presser foot lifter is integrated into the machine base.

AL019 is pneumatic type presser foot lifter with pressure regulator, which the presser foot pressure keeps constant during sewing no matter the material thickness changing.

NTD67

切帶（線）刀組

Tape (Thread) Cutter

TC	切刀型式 Cutter Type	氣壓缸 Air Cylinder	吸屑管 Waste Suction	CV Set	啟動開關 Cutter Switch	電眼 Sensor	電控 Servo Motor	參考照片 Reference Photo
TC 012E	沖鏈式(刀刃) Punch type (with Blade)	圓缸 Round type	後吸式 Rear type	CV015, CV016	手控 Hand touch 膝控 Knee touch		TD715	
TC 012K								
TC 012S								
TC 112E	沖鏈式 Punch type	圓缸 Round type	下吸式 Bottom type	CV015, CV016	手控 Hand touch 膝控 Knee touch		TD715	
TC 112K								
TC 112S								
TC 013E	斬刀式 Chop type	方缸 Square type	後吸式 Rear type	CV015, CV016	手控 Hand touch 膝控 Knee touch		TD715	
TC 013K								
TC 013S								
TC 113S								
TC 014S	斬刀式 活動刀加壓彈簧 Chop type Moving knife with spring-pressed	方缸 Square type	後吸式 Rear type	CV022	手/ 膝控 Hand/ Knee touch	●	i-70	
TC 024S								

說明：

- 沖鏈式切刀不需先拆卸，就可直接拆卸壓腳，適合經常換款調整的成衣廠。
- 下吸式吸屑管可空出後方空間，避免切刀後卡布，適用於NTD 6703款（貼帶），但會使筒嘴周長增加
- CV015為標準管徑Ø19，適用一般布料，CV016為加大管徑Ø25，適用厚布料
- TC 024S 同 TC 014S，差異為側蓋固定板


Remark：

- As Punch type cutter, the presser foot can be removed directly without removing the cutter in advance, which is suitable for the garment factories that frequently adjust machines for style changing.
- The bottom suction tube can free up the rear space to avoid jamming behind the cutter. It is suitable for NTD 6703 (tape attaching), but it will increase the circumference of the arm-bed.
- CV015 has a standard pipe diameter of Ø19 and is suitable for general fabrics. CV016 has an enlarged pipe diameter of Ø25 and is suitable for thick fabrics.
- TC 024S is the same as TC 014S, only the side cover fixing plate is different.




TC112S

沖鏈 / 下吸
Punch type /
Bottom Suction



TC113S

斬刀 / 下吸
Chop type / Bottom Suction



TC013S

斬刀 / 後吸
Chop type / Rear Suction

NTD77
切帶 (線) 刀組
Tape (Thread) Cutter

TC	切刀型式 Cutter Type	制動 Actuator	吸屑管 Waste Suction	CV Set	啟動開關 Cutter Switch	電眼 Sensor	抬壓腳 Press Foot Lifter	參考照片 Reference Photo	
TC 026A	沖鎚式 Punch type	氣缸(圓) Air Cylinder (Round)	後吸式 Rear type	CV023	手控 Hand touch	●	氣動 Pneumatic		
TC 026AS							電動 Solenoid		
TC 026B							氣動 Pneumatic		
TC 026BS									電動 Solenoid
TC 027A	沖鎚式(刀刃) Punch type (with Blade)	氣缸(圓) Air Cylinder (Round)	後吸式 Rear type		可選配: 膝控組 Optional: Knee control kit 4TC001A0310	●	氣動 Pneumatic		
TC 027AS									電動 Solenoid
TC 027B							氣動 Pneumatic		
TC 027BS									電動 Solenoid
TC 028A	斬刀式 Chop type	氣缸(方) Air Cylinder (Square)	後吸式 Rear type	CV023		手控 Hand touch	●	氣動 Pneumatic	
TC 028AS								電動 Solenoid	
TC 028B									
TC 028BS		電磁鐵 Solenoid							
TC 028C					電動 Solenoid				
TC 028CS						電動 Solenoid			

說明：

- 沖鎚式切刀不需先拆卸，就可直接拆卸壓腳，適合經常換款調整的成衣廠。
- 切帶時，建議使用TC027有刀刃沖鎚式，或TC028A 氣動斬刀式，效果較好。


Remark：

- As Punch type cutter, the presser foot can be removed directly without removing the cutter in advance, which is suitable for the garment factories that frequently adjust machines for style changing.
- Tape Cutting is recommended to use TC027 punch type with blade, or TC028A pneumatic type chopping.



TC028CS

電動式/ 斬刀
Solenoid type/
Chop type



TC028AS

氣動式/ 斬刀
Pneumatic type/
Chop type



TC026AS

沖鎚
Punch type

Flatseamer

四針六線平台併縫機
4-Needle, 6-Thread Flat-bed FlatSeamer

FTK2500 Series



FTK2500



FTK2512□-460M/KI006/AL16F

針數 /
Needle Number

車縫應用 /
Sewing Application

- 01 單切
1-side Trimming
- 03 貼帶/ 單切
Tape Attaching/
1-side Trimming
- 03A 貼帶 / 雙切
Tape Attaching/
2-side Trimming
- 12 雙切
2-side Trimming

針距 / Needle Gauge

- 52: 5.2 mm
- 56: 5.6 mm
- 60: 6.0 mm

車縫裁片 /
Sewing Material


- M 薄至中厚
Light to Medium
- H 厚至特厚
Heavy to Extra Heavy
- S 滑/ 捲
Slippery/ Curly

選配件 / Optional Device

- KI 006 吸風切線
Suction Type Thread Trimmer
- AL16F 氣動抬壓腳
Pneumatic Presser Foot Lifter
- TTS34 氣動切帶
Pneumatic Tape Cutter

適用於縫紉多裁片併縫樣式的機能型運動衣，
瑜珈衣褲

Applicable to the sewing of multi-piece lap
seaming style Athletic performance wear
or Yoga wear.



機型規格 Subclass Specification

MODEL		 m.m.		切布邊 Trimming	車縫圖示 Seam Diagram	布厚 Fabric Thickness	壓腳凹槽 Presser Foot Groove	刀寬 Blade Width	車縫應用 Application
FTK 25 01-0- △ □ □ M	4	52	6			M	M	S	一般併縫/單切 General Flatseaming / 1-side Trimming
		60							
FTK 25 12-0- △ □ □ M	4	52	6			M	M	S	一般併縫/雙切 General Flatseaming / 2-side Trimming
		60							
FTK 25 12-0- △ □ □ M	4	52	6			M	M	S	中至厚料,內褲褲襠/過滾邊 Medium to heavy, brief crotch joining over tape binding
		60							
FTK 25 12-0- △ □ □ M	4	52	6			M	M	S	絲襪, 保暖襪, 滑/捲/彈性布料 Stockings, slippery, curly-edge, elastic materials
		60							
	3	56	5						

說明




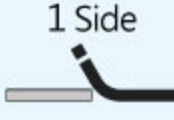
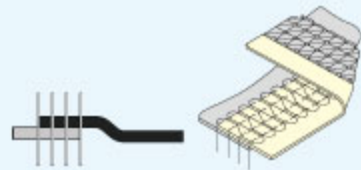
- △ 為針數
- 為針距：
52=5.2mm, 60=6.0mm, 56 =5.6mm
- 刀寬: S= 標準, W=寬刀

Remark

- △ is needle number
- is needle gauge :
52=5.2mm, 60=6.0mm, 56 =5.6mm
- Blade Width: S= Standard, W=Wide

共通規格 Common Specification

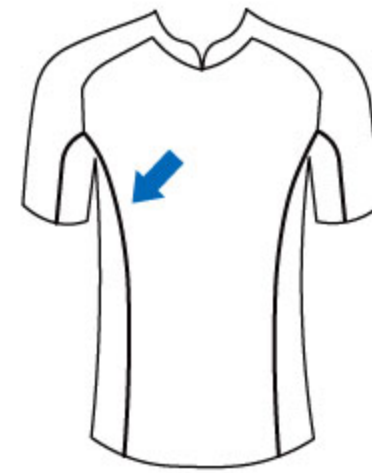
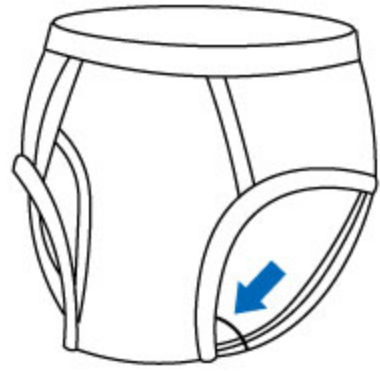

MODEL	 m.m.		 m.m.		 m.m.		 m.m.	S.P.M.
NFTK 2500	5.2 6.0	6	1.4~3.6	0.6~1.6	5	MY1014H x 4	31	4200
	5.6	5				MY1014H x 3		










01		 m.m.		布厚 Fabric Thickness	切布邊 Trimming	車縫圖示 Seam Diagram	選配件 Optional Device
FTK 25 01-0- △ □ □ M	4	52	6	M			KI006 TCS34
		60					
	3	56	5				

一般併縫/ 單切 General Flatseaming / 1-side Trimming

單切款具有最廣泛的適用範圍，直線與弧線車縫都適用，內褲底襠縫接合過滾邊也可以順暢完成。

1-side trimming model has the widest range of applications, including straight sewing, curvy sewing, and the joining of the crotch of man's brief, which the tape binding area can be completed smoothly.



12		 m.m.		布厚 Fabric Thickness	切布邊 Trimming	車縫圖示 Seam Diagram	選配件 Optional Device
FTK 25 12-0- △ □ □ M	4	52	6	M			KI006 TCS34
		60					
FTK 25 12-0- △ □ □ H	4	52	6	H			KI006 TCS34
		60					
FTK 25 12-0- △ □ □ S	4	52	6	S			KI006 TCS34
		60					
	3	56	5				

雙切併縫 2-Side Trimming Flatseaming

雙切布片在疊合時，因布料條件(厚度，彈性...等)，需有對應的壓腳溝槽，壓腳鞋，壓腳舌，切刀，中分規...等配套，以順暢完成車縫。

When overlapping the 2 trimmed fabric ply, due to the fabric conditions (thickness, elasticity..., etc.), corresponding presser foot grooves, shoes, tongues, blades, lap former..., etc. are required to make the sewing smooth.



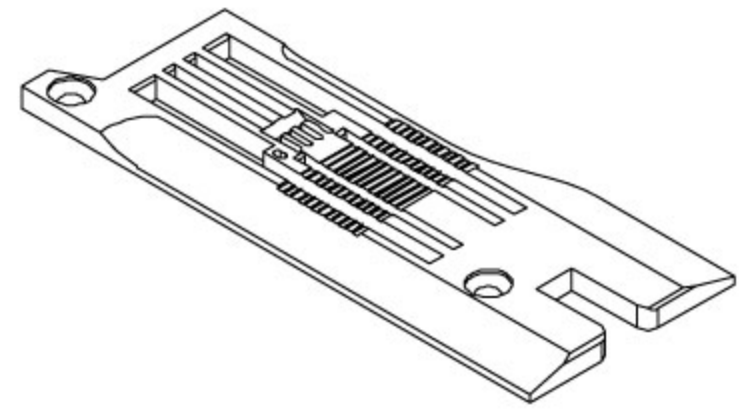
下吸式吸風切線
Under-bed Suction Chain Cutter

KI 006

- * 需選配 CV20B 吸風集屑組
- * CV20B Suction Type Lint Collector is required.

搭配吸風馬達或空壓設備，將線環吸入切刀槽內切斷。特殊設計的針板，與切刀組互相嵌入，車縫完畢時，線環隨即被吸入切刀口，操作順手效率高，並大幅節省用線量。



With suction motor or air compressor, the thread chain is sucked into the cutter slot and cut off. The specially designed needle plate is embedded with the cutter set. When the sewing is finished, the thread chain is sucked into the cutter immediately, which is easy to operate and highly efficient, and greatly saves thread consumption.



氣動式切帶
Pneumatic Tape Cutter


TCS 34

最大切斷寬 18 mm，
刀口距離壓腳 28mm
Max. cutting width 18 mm.
The gap between knife
and presser foot is 28 mm.



氣動式壓腳提升裝置
Pneumatic Presser Foot Lifte

AL 16F





精機機械廠股份有限公司
CHING CHI MACHINE CO., LTD
<http://www.kingtexsewing.com.tw>

公司:新北市板橋區三民路2段33號13F

電話:(02)2961-6865 FAX:(02)2954-6007

OFFICE:13F., NO.33, Sec2, San Min Rd.Panchiao Dist.,
New Taipei City, 22069 Taiwan

TEL:(02)2961-6865(REP)

FAX:(02)2954-6007

E-Mail:Kingtexas@kingtexas.com.tw

